



smilealign

Bring your smile to life

CLEAR

Consisting of a series of clear aligners, each marginally different in shape, Smilealign moves your teeth in small stages until your treatment is complete. It really is that simple!

REMOVABLE

Worn for two weeks at a time, the aligners are removable. This makes them a seamless addition to your lifestyle, and allows you to maintain good oral health.

BESPOKE

Using digital models of your current tooth position, we create your new smile, mapping the journey that your teeth will need to take to reach their new position.

UNIQUE

Our aligners move your teeth at 0.3mm at each stage. This is **more than any other clear aligner supplier** on the market - meaning faster treatment and less aligners.



Be in
treatment
in **as little**
as **10 days!**

①

Your dentist will take impressions of your teeth using a putty-type material, or they may take 3D images with an intra-oral scanner.

②

Our skilled team will review your current smile and, using our specialised software, plot the journey your teeth will take to achieve your future smile.

③


Your dentist will share your treatment plan. This includes before and after images, how many aligners you will need, and expected treatment time.

④

Once happy, we will go ahead and produce your treatment aligners - each worn for two weeks at a time. Your future smile is just weeks away!

Before vs After

Smilelign has transformed thousands of patients' smiles. Here are just a selection of the kind of results that you can expect with Smilelign.



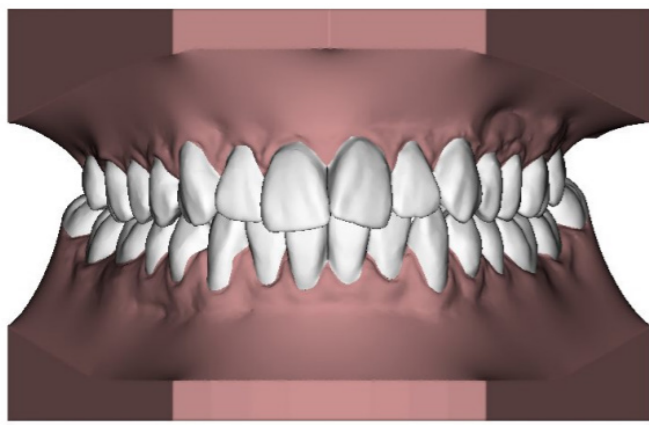
Elle

Treatment Type: **Crowding**
Treatment Length: **6 Months**



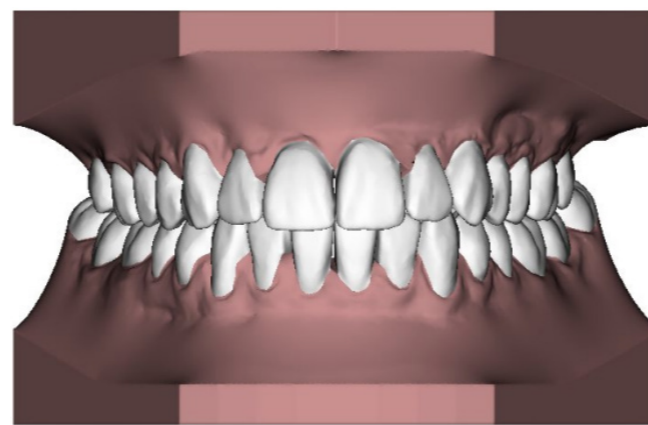
Abi

Treatment Type: **Crowding**
Treatment Length: **10 Months**

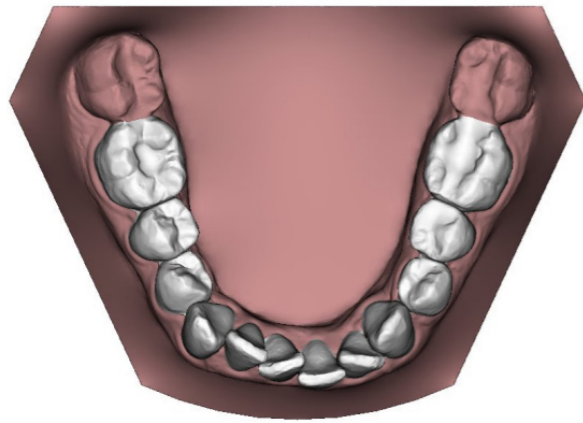


Initial Position

Upper Aligners Required: 11
Lower Aligners Required: 10

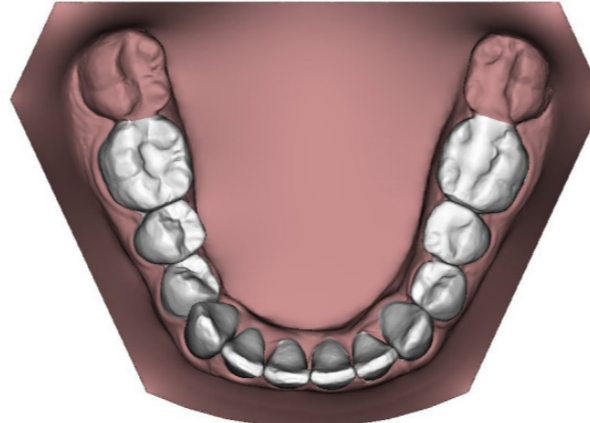


Final Position

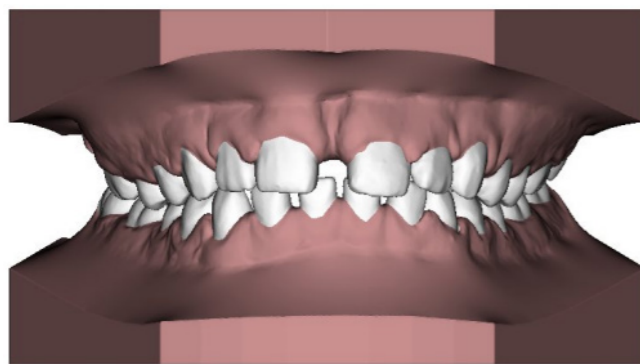


**Initial Position
(Lower)**

Upper Aligners Required: 13
Lower Aligners Required: 18

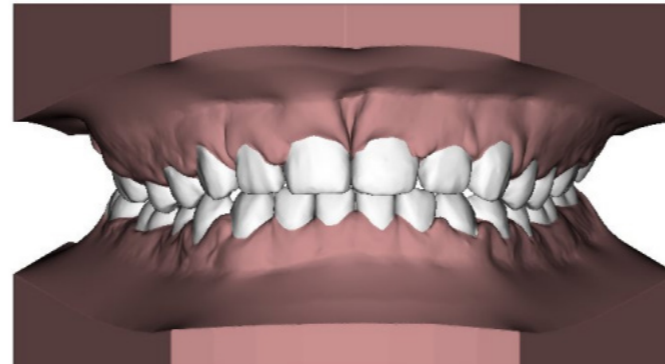


**Final Position
(Lower)**



Initial Position

Upper Aligners Required: 17
Lower Aligners Required: 10

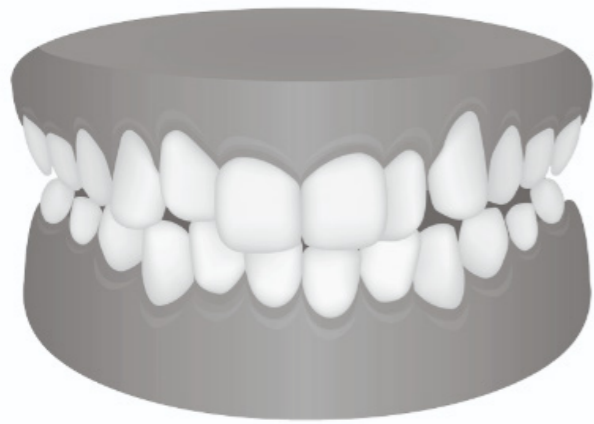


Final Position

Bespoke Treatment Plans

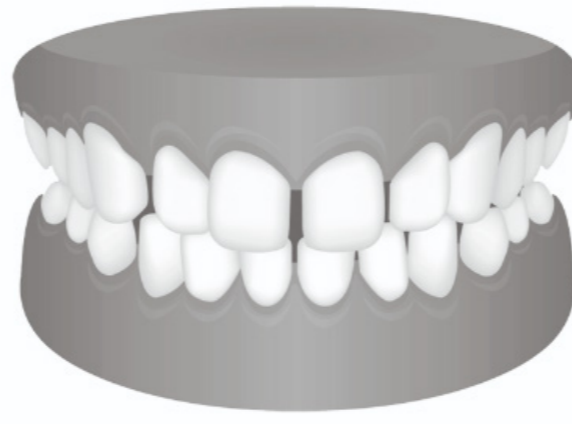
Our skilled dental technicians create treatment plans that are entirely bespoke, ensuring they are tailored to suit the unique needs of each patient.

This personalised approach involves carefully analysing the patient's dental structure, bite alignment, and specific concerns to develop a plan that delivers the best possible results.



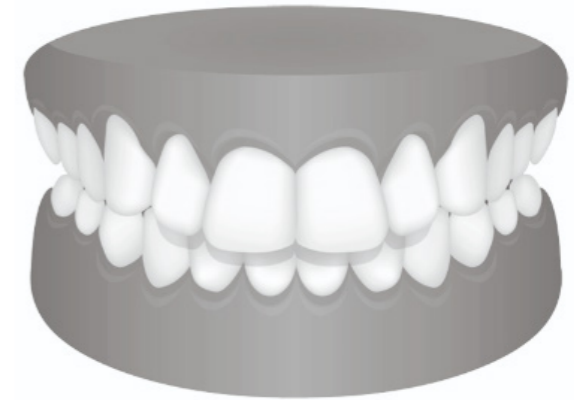
Crowding

Crowding is commonly identified by the overlapping or twisting of teeth which can affect function.




Spacing

Spacing is characterised by larger than average gaps between the teeth.



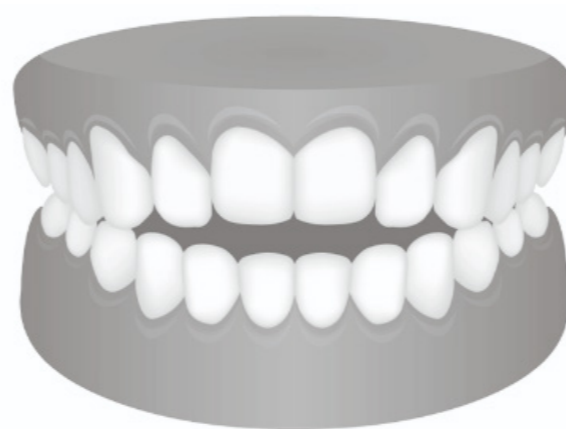
Overjet

Overjet occurs when the upper teeth extend outward more than the lower teeth.



Overbite

An overbite is when the upper teeth overlap the lower front teeth vertically.



Open Bite

If upper and lower teeth do not come into contact when the mouth is closed, this is an open bite.

We understand that no case is the same. Over the years, Smileign has been used to treat a variety of alignment issues – from the very simple through to the complex.

What cases can Smileign treat?



Attachments

In some instances, attachments are required. These are small, tooth-coloured resin bumps **temporarily bonded to certain teeth** to help achieve precise tooth movements during your aligner treatment.

Attachments work by providing additional grip for the aligners, allowing them to apply the right amount of pressure for more complex movements, such as **rotations or vertical shifts**.

They are carefully placed and blend with your teeth so your treatment will still be **discreet!**

What is IPR?

Interproximal reduction (IPR) is a **straightforward and safe procedure** sometimes required for Smilealign treatment to help create the space needed to straighten your teeth effectively.

It involves **gently polishing between certain teeth** to remove a small amount of enamel. The process is **painless** and doesn't harm the tooth's health.

Your dentist will only recommend IPR **if it's necessary for your treatment plan**. Rest assured, it's a **very common** part of aligner treatment and is done with care!



What to expect from Smilelign aligners



INVISIBLE

The aligners are custom-made to fit your teeth perfectly, using **high-quality, transparent material**.



SIMPLE

Your treatment will be overseen face-to-face by a registered dental professional, ensuring a personalised experience and the assurance that your progress is on track.

REMOVABLE

Removing your aligners means you can eat and drink without restrictions, and maintain excellent oral hygiene!

QUICK

Smilelign aligners can often straighten your teeth **faster than traditional braces**.

Taking care of your clear aligners

Proper care of your clear aligners is essential to ensure your Smileign treatment is both effective and hygienic.

Without appropriate hygiene practices, aligners can become a breeding ground for bacteria.

This can lead to bad breath, oral health issues such as gum disease, and even damage to the aligners themselves.



DAILY CLEANING

- Rinse your aligners under cold water each time you take them out for brushing, flossing, or eating to remove saliva and loose particles.
- You should clean your aligners at least once a day with a soft-bristled tooth brush and a clear, non-abrasive soap.
- Consider using a specialised cleaning spray, such as Puradent.

NOTE: Avoid using toothpaste or hot water to clean your aligners as it can damage the material.

DISINFECTING

- In addition to daily cleaning, it's important to disinfect your aligners twice a week to remove harmful bacteria, using disinfectant tablets.

EATING & DRINKING

- Eating while wearing aligners can damage them, cause staining, and trap food particles, leading to poor oral hygiene.
- Only drink water while wearing aligners. Hot or coloured drinks can stain or warp them.

STORAGE

- When you're not wearing your aligners, always store them in their container to prevent them from getting lost or broken, as well as protecting them from bacteria, dust, and other contaminants.
- Avoid wrapping your aligners in tissues or napkins, as they can easily be misplaced or thrown away.

FAQs

IS SMILELIGN THE SAME AS OTHER ALIGNER BRANDS?

Smilelign produces the same, great results as other brands on the market. However, we have some unique benefits, including Pre-Aligners to check that treatment is suitable for you before progressing, a UK-based lab to resolve any issues quickly, and a more cost-effective solution to other brands on the market.

CAN I EAT OR DRINK WITH MY BRACES IN?

Only drink cold water when wearing your aligners. Hot or sugary drinks can cause distortion and impact treatment outcomes. You should not eat whilst wearing your aligners. Remove them and thoroughly clean them (and your teeth) before replacing.

WHEN DO I CHANGE MY ALIGNER TO THE NEXT ONE?

Each aligner is worn at least 22 hours a day for a period of two weeks. Your dentist will advise when your teeth have made the required movement from your current aligner and issue your next one.



HOW LONG DOES TREATMENT TAKE?

Treatment duration varies from case to case, depending on how complex it is. The more movement required, the longer the treatment. Your dentist will advise you at your treatment plan consultation, but 6-12 months is a typical timeframe.

HOW MUCH WILL IT COST?

The cost of treatment is dependent on the complexity of your case as prices are based on how many aligners are required to complete your treatment.

ARE THE ALIGNERS UNCOMFORTABLE?

You may experience some tightness when you first put your aligners in, or when you move on to the next brace in the sequence. Your speech may also be affected during these stages. Both of these are normal and should subside in a day or two.

What happens after Smilealign treatment?



After your Smilealign treatment is complete, it's important to maintain the results and keep your smile looking great. With **proper aftercare**, you can ensure your teeth stay in their new positions and continue to shine.

RETENTION

Retention is a vital part of your treatment. After Smilealign, your teeth will naturally try to shift back to their original positions, so wearing a retainer is essential to keep your smile intact. We recommend our ultra-strength **DURATAIN** retainers. These are designed for long-term use and helps ensure your smile remains beautifully aligned.

WHITENING

You may also want to further enhance your smile with teeth whitening. This is an optional step after treatment for those looking to brighten their teeth. We offer **safe and effective whitening options** that can help help you achieve an even more radiant smile.